

# 1 HP® 1300™ Standard Yield Compatible Chip




<b>REORDER No.:</b> HP1300CHIP	
<b>Qty.</b>	<b>CONTENT</b>
1	Compatible HP1300 Chip


**USA 800.394.9900**  
**Int'l 818.837.8100**  
[info@futuregraphicsllc.com](mailto:info@futuregraphicsllc.com)

This is not an HP Product


**BEFORE REPLACING CHIP:**  
 ENSURE THAT CARTRIDGE IS FULLY FUNCTIONAL AND FILLED WITH TONER PRIOR TO CHIP REPLACEMENT TO AVOID CORRUPTION OF THE COMPATIBLE HP1300 CHIP \*  
 PLEASE **DO NOT** HANDLE CHIP MORE THAN NECESSARY.



**STEP 1:**  
 CLEAN THE CHIP PLACEMENT  
 AREA WITH LINT-FREE CLOTH  
 AND ALCOHOL



**STEP 2:**  
 REMOVE THE LINER BACKING  
 OFF THE CHIP



**STEP 3:**  
 PLACE CHIP WITH NOTCH TO TAB,  
 THEN PRESS FIRMLY TO ADHERE

**\* "TONER OUT" IS REPORTED TO  
 COMPATIBLE CHIP IF TESTED  
 WITH EMPTY CARTRIDGE. THIS  
 WILL MAKE CHIP UNUSABLE.**

All brand names and trademarks are properties of their respective owners and are used here for descriptive purposes only.  
[www.futuregraphicsllc.com](http://www.futuregraphicsllc.com) HP1300CHIP\_LBL 12/03